

NTA and Monthly Update – October 2015

Company at a Glance

ASX Code	ALF
Fund Size	AU\$341m
Fund Strategy	Variable Beta
Share Price	\$1.385
NTA Before Tax	\$1.34
Shares on Issue	257.8m
Dividend (FY15 Final)	5 cents
Dividend Yield (annualised)	7.2 %

Net Tangible Asset (NTA) Backing

	Sept 15	Oct 15
NTA Before Tax	\$1.42	\$1.34
NTA After Tax	\$1.41	\$1.34
Dividend Declared	(\$0.05)	-
NTA After Tax & Dividend (5¢)	\$1.36	\$1.34

Gross Portfolio Structure

	Sept 15	Oct 15
Long Exposure	85.5%	109.1%
Short Exposure	-99.3%	-137.7%
Gross Exposure	184.7%	246.9%
Cash	113.8%	128.6%

Month in Review

After rallying strongly in the first half of October, share markets around the world tested recent highs before giving ground in the final days of the month. As we have recently discussed, growth in both developed and emerging markets is anaemic and looking increasingly fragile. Central banks have all but exhausted strategies to further stimulate economies globally, without having been able to overcome deflationary forces or restore sustainable economic growth. Corporate profits have also stagnated, with the US reporting season giving further evidence that top line growth continues to be elusive. Leadership in global share markets is clustered around an ever narrower group of names, leading us to maintain our view that recent gains constitute a counter-cyclical rally and that volatility is likely to persist.

We sold into the market strength in October further raising the fund's overall short position. The fund is currently 20% net short the share market. With this position there is a good chance we will lose money in a rising market which was the case in October. We gave back some of the recent strong performance with the fund falling by 1.6% after fees in the month while the benchmark rose by 4.6%.

Defensive sectors rebounded in October responding to further commentary from the US Fed suggesting they may lift rates before the end of the year. The Company's position in Merck & Co performed well, due to a strong profit result. Notably, Australian healthcare stocks continue to trade at significant premiums to their offshore peers. Investments in gaming shares and short positions in the major supermarkets also worked well.

Having substantively addressed capital concerns, the focus for the major banks has moved to margin pressures in business banking and slowing revenue growth. The Government's response to the Financial Systems Inquiry was also notable, particularly in respect of excess surcharging on credit card transactions. This will have significant implications for merchants such as Qantas, Virgin and Cabcharge.

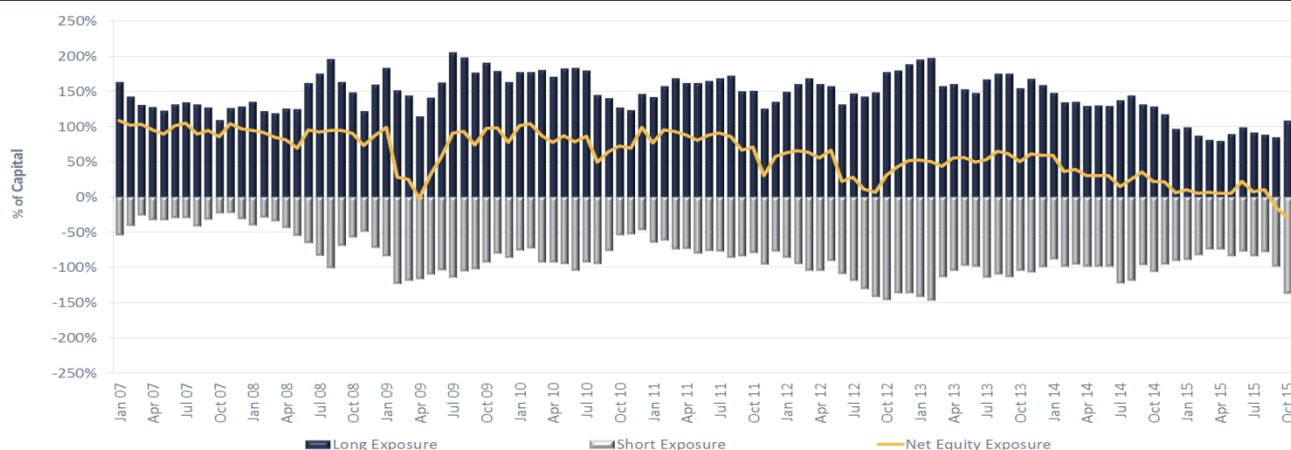
There was strong support for cyclical names in October and the Fund benefitted from positions in media and discretionary retail. A new investment in Apple Inc also contributed to performance.

Resource shares bucked the recent trends and rallied in the month, buoyed by a stabilisation in Chinese economic data. We see limited opportunity to invest in the sector, with challenges still evident across the commodity complex and with short ideas having largely played out. Accordingly, we have reduced the size of the balance sheet in this sector.

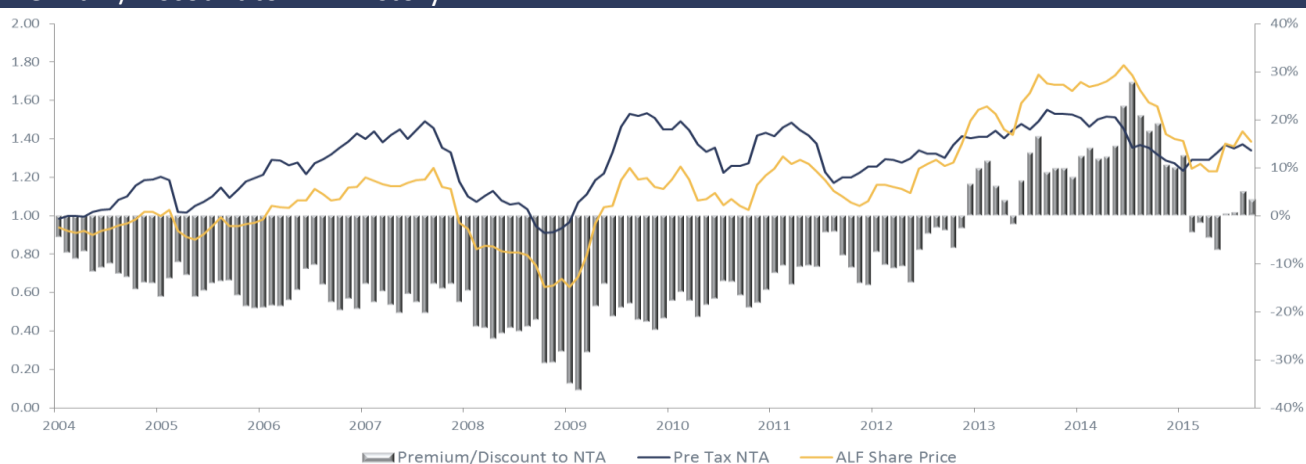
ALF Performance

	1 Mth	6 Mths	1 Yr	3 Yrs (pa)	5 Yrs (pa)	7 yrs (pa)	S.I. (pa)
Portfolio Return (net)	-1.6%	9.5%	9.4%	16.4%	14.8%	19.6%	14.3%
All Ords Accum Index	4.6%	-6.2%	0.4%	9.9%	6.8%	8.8%	8.6%
Outperformance (net)	-6.2%	15.7%	9.0%	6.5%	8.0%	10.8%	5.7%

Net Equity Exposure

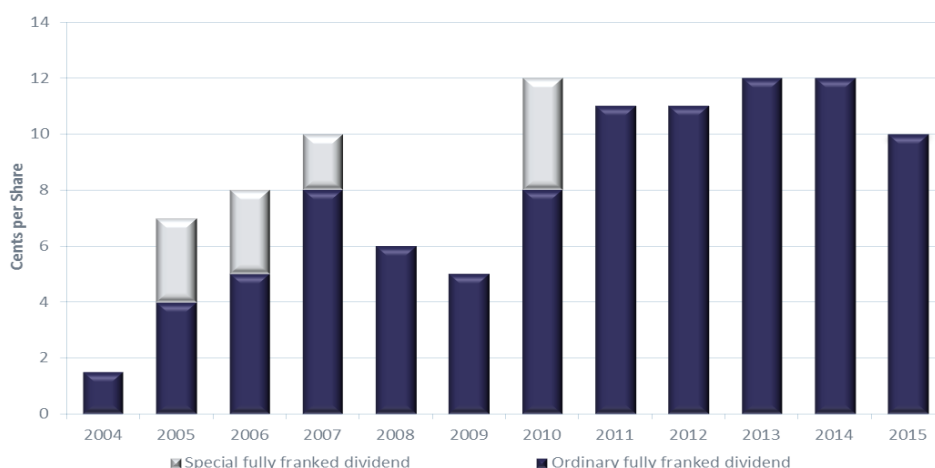


Premium/Discount to NTA History



Dividend History

The Board is committed to paying an increasing stream of fully franked dividends to shareholders, provided the Company has sufficient profit reserves and franking credits and it is within prudent business practices. Dividends are paid on a six-monthly basis and the dividend reinvestment plan is available to shareholders for both the interim and final dividend.



Disclaimer: This document is issued by Watermark Funds Management Pty Ltd (ABN 98 106 302 505, AFSL 250897) in relation to the Australian Leaders Fund Ltd. The information provided is general information only. It does not constitute financial, tax or legal advice or an offer or solicitation to subscribe for units or shares in any fund of which the Manager is the contracted Investment Manager. The information in this document has been prepared without taking account of your objectives, financial situation or needs. The manager, their affiliates and associates accept no liability for any inaccurate, incomplete or omitted information of any kind or any losses caused by using this information. Past fund performance is not indicative of future performance.