

NTA and Monthly Update – December 2015

Company at a Glance

ASX Code	WMK
Fund Size	AU\$91.7m
Fund Strategy	Equity Market Neutral
Share Price	\$0.98
NTA Before Tax	\$1.08
Shares on Issue	84.1m
Dividend (FY15 Final)	2.5 cents
Dividend Yield (annualised)	5.1%

Net Tangible Asset (NTA) Backing

	Nov 15	Dec 15
NTA Before Tax	\$1.06	\$1.08
NTA After Tax	\$1.05	\$1.07

Gross Portfolio Structure

	Nov 15	Dec 15
Long Exposure	108.0%	98.1%
Short Exposure	-105.6%	-103.2%
Gross Exposure	213.6%	201.2%
Cash	97.6%	105.1%

Month in Review

The Fund finished 2015 strongly, delivering a net return in December of 2.9%. This took the return for the calendar year to 20.7% representing outperformance over the fund's benchmark of 18.6%. This result clearly demonstrates the benefits of a market neutral investment strategy which can deliver strong absolute returns, without being exposed to the underlying risks of the share market. With volatility expected to persist and returns from shares to remain low, WMK is well positioned to deliver attractive returns, irrespective of what the share market does in 2016.

International holdings made an important contribution to this result, accounting for some 20% of total returns. This is disproportionately more than the average portfolio weight during the year of 10%. We continue to find exciting new investment opportunities offshore.

There were several highlights in December within defensive sectors. A position in Galapagos NV performed strongly after the announcement of a partnering deal with Gilead. Also making solid contributions were short positions in the shares of two medical diagnostics operators, which fell following the Federal Government's announcement of plans to axe Medicare bulk billing incentive payments.

The Fund has held a position in Smart Group since its IPO in 2014 which benefitted from positive news flow in December. The company announced a strongly accretive acquisition and upgraded its earnings guidance, which saw the shares rally over 40% in the month.

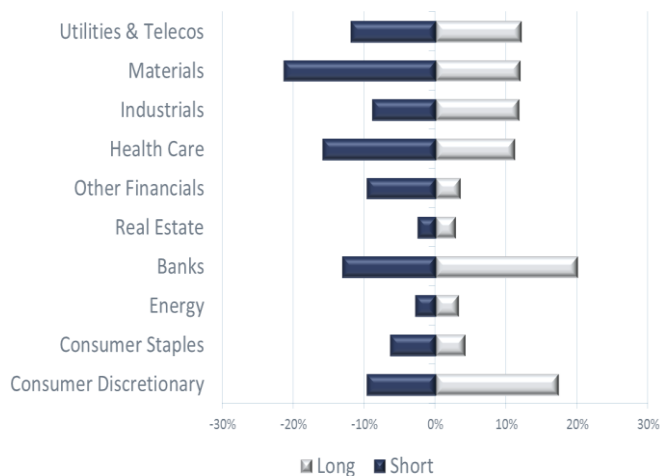
Amongst cyclical sectors, attribution was also broad-based with performance buoyed by of a strong set of employment numbers and improved business confidence. The Fund's short position in Spotless Group performed well after the company downgraded earnings and saw the departure of several key executives. Aurizon was another short position that contributed to returns.

December saw further falls in the price of oil following the OPEC meeting in Vienna, where the group effectively abandoned a production ceiling that has been in place since 1982. Our short exposure to energy companies benefitted from this weakness, which also presented an opportunity to add BP to the portfolio. BP has undergone a dramatic transformation following the Deepwater Horizon tragedy. With a simpler and re-energised portfolio, the company is well-placed to perform in a low oil price environment.

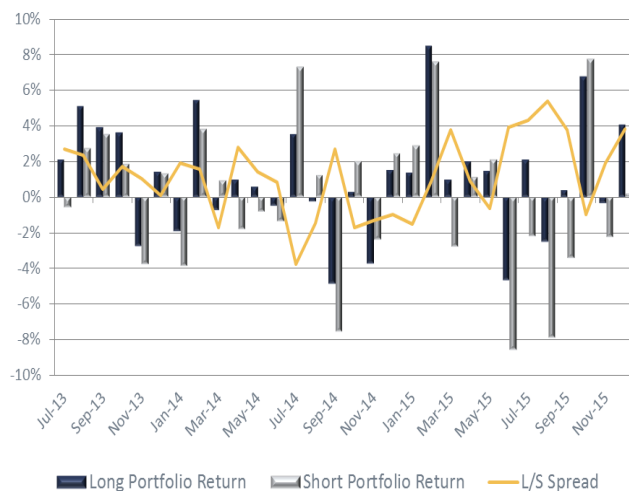
WMK Performance

	1 Mth	6 Mths	1 Yr	S.I. (pa)
Portfolio Return (net)	2.90%	13.70%	20.69%	9.38%
RBA Cash Rate	0.17%	1.01%	2.13%	2.38%
Outperformance (net)	2.73%	12.68%	18.56%	7.00%

Sector Exposures

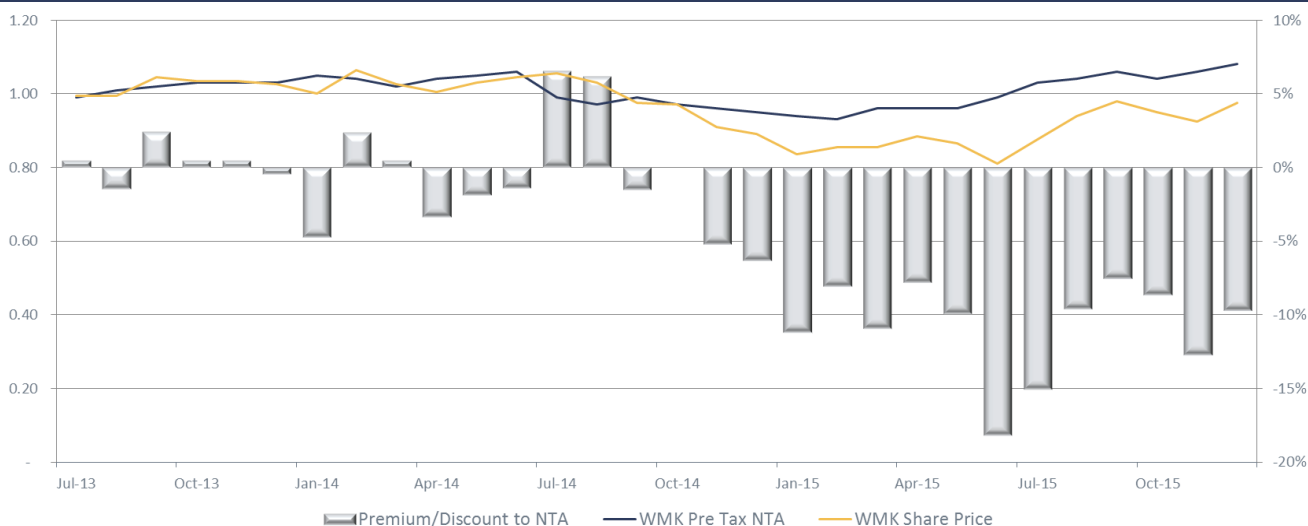


Long Short Spread*



* Long Short spread shows the gross monthly performance of the Company's long and short portfolios. The difference between the two represents the gross performance of the portfolio as a whole. The company will make a profit where the long portfolio outperforms the short portfolio, after the payment of fees and expenses

Premium/Discount to NTA History



Dividend History

The Board is committed to paying an increasing stream of fully franked dividends to shareholders, provided the Company has sufficient profit reserves and franking credits and that it is within prudent business practices. Dividends are paid on a six-monthly basis. From time to time the board will offer a dividend reinvestment plan, although the DRP was suspended in respect of the final dividend for FY15.

Disclaimer: This document is issued by Watermark Funds Management Pty Ltd (ABN 98 106 302 505, AFSL 250897) in relation to the Watermark Market Neutral Fund Ltd. The information provided is general information only. It does not constitute financial, tax or legal advice or an offer or solicitation to subscribe for units or shares in any fund of which the Manager is the contracted Investment Manager. The information in this document has been prepared without taking account of your objectives, financial situation or needs. Watermark Funds Management receives management and performance fees from the Watermark Funds. The manager, their affiliates and associates accept no liability for any inaccurate, incomplete or omitted information of any kind or any losses caused by using this information. All investments carry risks. There can be no assurance that any Watermark Fund will achieve its targeted rate of return and no guarantee against loss resulting from an investment in any Watermark Fund. Past fund performance is not indicative of future performance.