

NTA and Monthly Update - June 2015

Company at a Glance

ASX Code	WMK
Fund Size	AU\$81.0m
Fund Strategy	Equity Market Neutral
Share Price	\$0.81
NTA Before Tax	\$0.99
Shares on Issue	84.1m
Dividend (1H15)	2 cents
Dividend Yield (annualised)	5.55%

Net Tangible Asset (NTA) Backing

	May 15	Jun 15
NTA Before Tax	\$0.96	\$0.99
NTA After Tax	\$0.96	\$0.99

Gross Portfolio Structure

	May 15	Jun 15
Long Exposure	98.3%	94.6%
Short Exposure	-92.2%	-89.3%
Gross Exposure	190.6%	183.9%
Cash	93.9%	94.7%

Month in Review

The portfolio delivered a 3.1% return for the month of June with volatility characterising share markets globally. The aim of a market neutral strategy is to insulate a portfolio from the impact of exogenous forces, allowing the manager to add value through stock selection. Periods such as the one we are currently experiencing provide an opportunity to stress test the strategy and ensure macro-economic events are effectively hedged. The portfolio's strong performance in volatile markets validates the value of a fully hedged structure in turbulent times.

Performance in June was driven overwhelmingly from the short portfolio, with strong contributions coming from a wide range of shares across multiple sectors. Sector positioning in mining and banks made a positive contribution, with individual security selection the biggest contributor to returns. Share price action in recent weeks has presented opportunities to add to existing positions and initiate some new ones.

Having been the darling sector for income oriented investors for many months, defensive shares were weaker in June as bond yields around the world increased. Within the sector, healthcare, consumer staples and utilities suffered losses while telecommunications proved more resilient.

Financial shares fared better than the broader market but also posted losses for the month. After two months of significant underperformance due to capital concerns, shares of the major banks finally appear to be finding a bottom and held up well in June. There were big moves within diversified financials and wealth management, some security specific and some as a result of the weakness in the share market. The Real Estate sector showed some modest strength, which was contrary to trend, given higher bond yields.

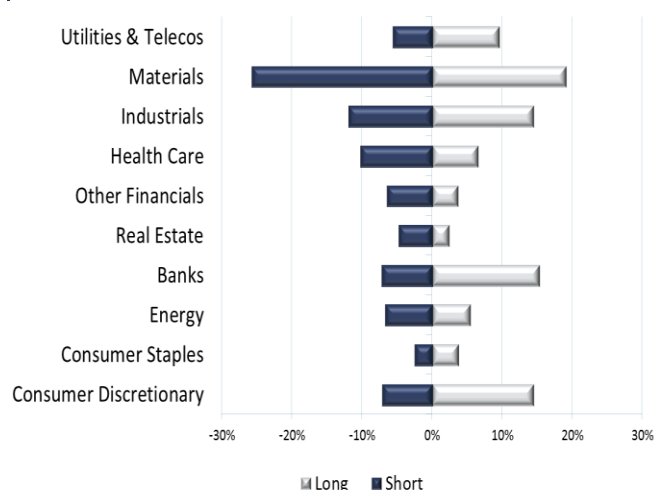
The shares of cyclical companies were weak in June and the Company benefitted from defensive positioning in the sector. Positions in Kathmandu and Burson Group contributed strongly as a result of M&A activity, the former receiving a bid from Briscoe Group at a premium to the current share price and the latter acquiring Metcash's auto business in a highly accretive deal that will transform the company. We currently hold short positions in a small number of building material companies, reflecting stretched valuations towards the end of what has been a very strong housing cycle. These also contributed to returns in June.

Falling commodity prices weighed on the shares of resource companies again this month and we have taken the opportunity to reduce the Company's net short positioning in the sector following these heavy falls.

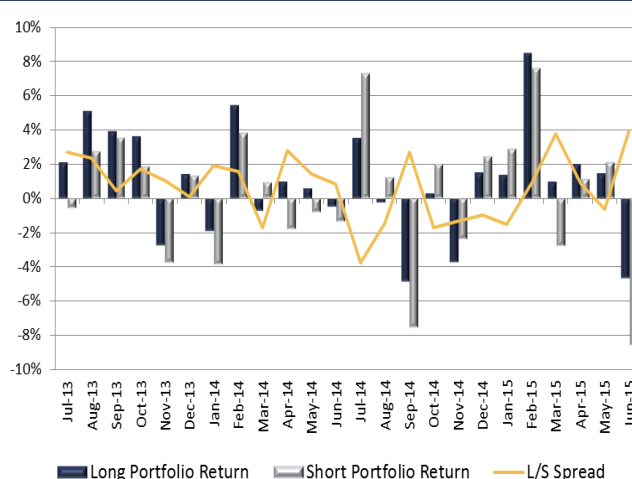
WMK Performance

	1 Mth	6 Mths	1 Yr	S.I. (pa)
Portfolio Return (net)	3.30%	6.15%	-1.84%	4.90%
RBA Cash Rate	0.17%	1.11%	2.39%	2.47%
Outperformance (net)	3.14%	5.04%	-4.23%	2.43%

Sector Exposures

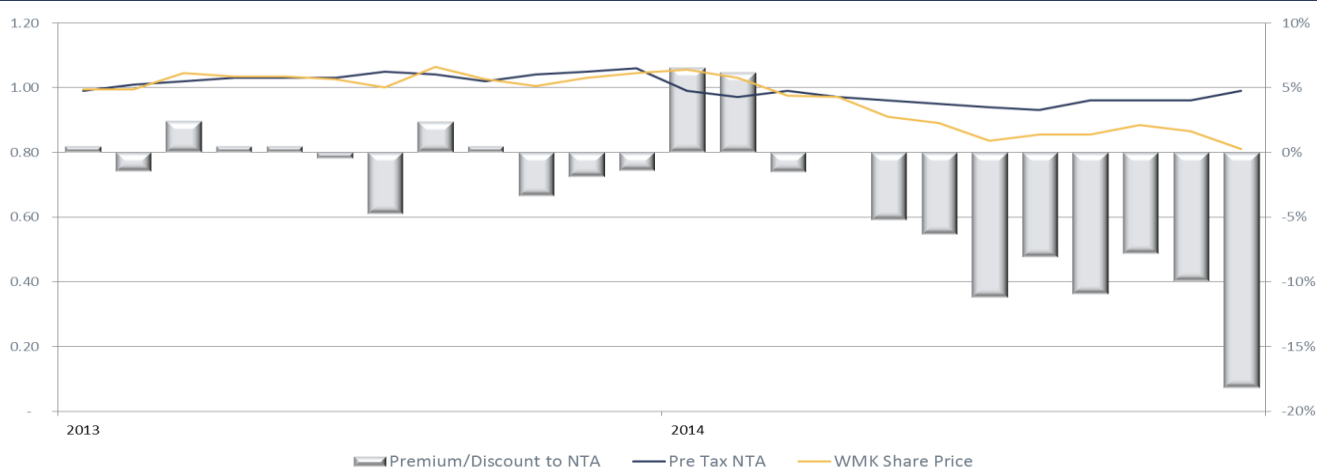


Long Short Spread*



* Long Short spread shows the gross monthly performance of the Company's long and short portfolios. The difference between the two represents the gross performance of the portfolio as a whole. The company will make a profit where the long portfolio outperforms the short portfolio, after the payment of fees and expenses

Premium/Discount to NTA History



Dividend History

The Board is committed to paying an increasing stream of fully franked dividends to shareholders, provided the Company has sufficient profit reserves and franking credits and that it is within prudent business practices. Dividends are paid on a six-monthly basis. From time to time the board will offer a dividend reinvestment plan, although the DRP was suspended in respect of the interim dividend for FY15.

Disclaimer: This document is issued by Watermark Funds Management Pty Ltd (ABN 98 106 302 505, AFSL 250897) in relation to the Watermark Market Neutral Fund Ltd. The information provided is general information only. It does not constitute financial, tax or legal advice or an offer or solicitation to subscribe for units or shares in any fund of which the Manager is the contracted Investment Manager. The information in this document has been prepared without taking account of your objectives, financial situation or needs. Watermark Funds Management receives management and performance fees from the Watermark Funds. The manager, their affiliates and associates accept no liability for any inaccurate, incomplete or omitted information of any kind or any losses caused by using this information. All investments carry risks. There can be no assurance that any Watermark Fund will achieve its targeted rate of return and no guarantee against loss resulting from an investment in any Watermark Fund. Past fund performance is not indicative of future performance.